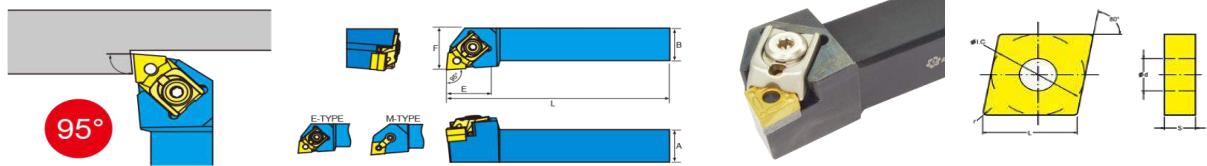


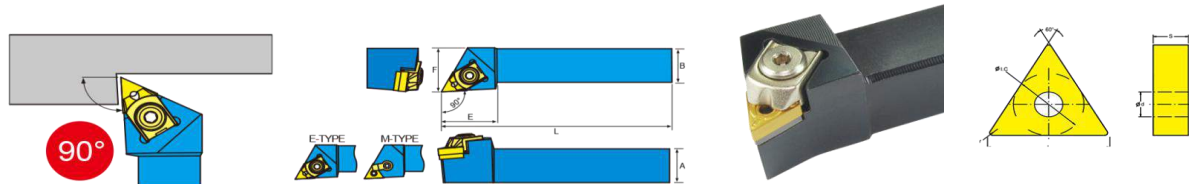
ДРЖАЧИ ЗА НАДВОРЕШНА ОБРАБОТКА МЦЛН/ЕЦЛН



Model No	Stock		Dimension(mm)					Insert	Shim	Screw of shim	Clamp	Screw	Clasp	Wrench
	R	L	A	B	L	E	F							
ECLNRIL-262BK12	■	■	38	38	125	32	25	DN1204	SMC-432	LR-4	CH12-2	C500	C-E	DR930LW640
ECLNRIL-2525M12	■	■	25	25	150	32	32	DN1204	SMC-432	LR-4	CH12-2	C500	C-E	DR930LW640
ECLNRIL-3232P12	■	■	32	32	170	32	40	DN1204	SMC-432	LR-4	CH12-2	C500	C-E	DR930LW640
ECLNRIL-2525M16	■	■	25	25	180	44	32	DN1800	SMC-416	LR-5	CH12-2	C500	C-E	LW940
ECLNRIL-3232P12	■	■	32	32	170	32	40	DN1800	SMC-416	LR-5	CH12-2	C500	C-E	LW940

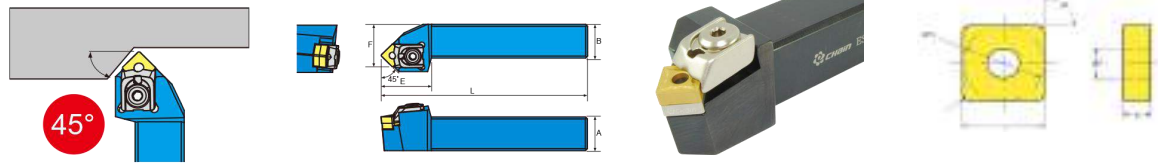
Model No	Stock		Dimension(mm)					Insert	Shim	Screw of shim	Clamp	Screw	Wrench
	R	L	A	B	L	E	F						
MCNRIL-1616K12	■	■	16	16	125	32	20	DN1204	SMC-432	LCS-017	CP50-22	C570-21	LR930LW640
MCNRIL-2020K12	■	■	20	20	125	32	25	DN1204	SMC-432	LCS-017	CP50-22	C570-21	LR930LW640
MCNRIL-2525M12	■	■	25	25	150	32	32	DN1204	SMC-432	LCS-017	CP50-22	C570-22	LR930LW640
MCNRIL-3232P12	■	■	32	32	170	32	40	DN1204	SMC-432	LCS-017	CP50-22	C570-22	LR930LW640

ДРЖАЧИ ЗА НАДВОРЕШНА ОБРАБОТКА ЕТГН



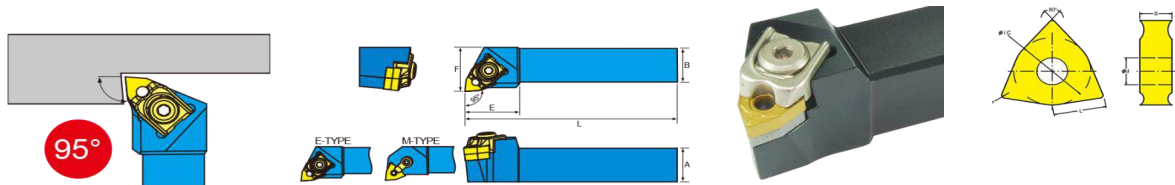
Model No	Stock		Dimension(mm)					Insert	Shim	Screw of shim	Clamp	Screw	Clasp	Wrench
	R	L	A	B	L	E	F							
ETQNRIL-1818K16	■	■	18	18	125	30	20	TR1504	SMT-322	LT-4	TR18-2	C568E	C-5	LM625LW630
ETQNRIL-2020K16	■	■	20	20	125	32	25	CH1204	SMT-322	LT-3	TR18-3	DS80	C-6	LM625LW640
ETQNRIL-2525M16	■	■	25	25	150	42	32	TR1504	SMT-322	LT-3	TR18-3	DS80	C-6	LM625LW640

ДРЖАЧИ ЗА НАДВОРЕШНА ОБРАБОТКА ЕССН



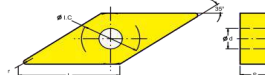
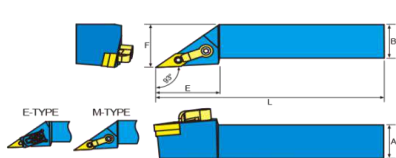
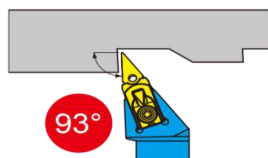
Model No	Stock		Dimension(mm)					Insert	Shim	Screw of shim	Clamp	Screw	Clasp	Wrench
	R	L	A	B	L	E	F							
ESSNR/L-3020K12	●	●	20	20	125	32	25	SH 1284	SMW-432	LW-4	SN12	CS60	C-8	LW030/LW040
ESSNR/L-3025M12	●	●	25	25	150	32	32	SH 1284	SMW-432	LW-4	SN12	CS60	C-8	LW030/LW040
ESSNR/L-3232P12	●	●	32	32	170	32	40	SH 1284	SMW-432	LW-4	SN12	CS60	C-8	LW030/LW040

ДРЖАЧИ ЗА НАДВОРЕШНА ОБРАБОТКА ЕЊЛН



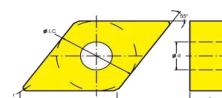
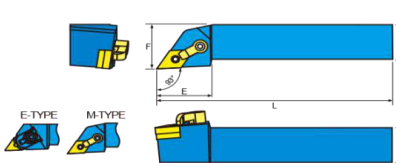
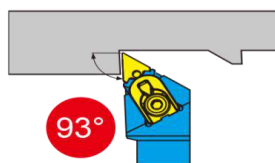
Model No	Stock		Dimension(mm)					Insert	Shim	Screw of shim	Clamp	Screw	Clasp	Wrench
	R	L	A	B	L	E	F							
EWLNR/L-2020K06	●	●	20	20	125	32	25	WN/0604	SMW-406	LT-3	WN06-2	CS60E	C-5	LW025/LW030
EWLNR/L-2525M06	●	●	25	25	150	32	32	WN/0604	SMW-406	LT-3	WN06-2	CS60E	C-5	LW025/LW030
EWLNR/L-2020K08	●	●	20	20	125	32	25	WN/0804	SMW-422	LW-4	WN08-4	CS80	C-6	LW030/LW0400
EWLNR/L-2525M08	●	●	25	25	150	32	32	WN/0804	SMW-422	LW-4	WN08-4	CS80	C-6	LW030/LW0400
EWLNR/L-3232P08	●	●	32	32	170	32	40	WN/0804	SMW-422	LW-4	WN08-4	CS80	C-6	LW030/LW0400

ДРЖАЧИ ЗА НАДВОРЕШНА ОБРАБОТКА ЕВЈН



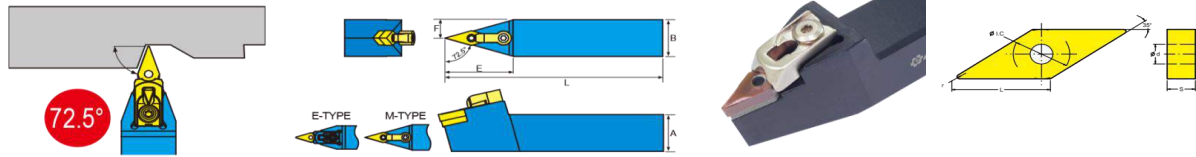
Model No	Stock		Dimension(mm)					Insert	Shim	Screw of shim	Clamp	Screw	Clasp	Wrench
	R	L	A	B	L	E	F							
EVJNR/L-2020K12	●	●	20	20	125	44	25	VN 12T3	-	LT-1	VN12	C500E	C-5	LW025/LW038
EVJNR/L-2525M12	●	●	25	25	158	44	32	VN 12T3	-	LT-1	VN12	C500E	C-5	LW025/LW038
EVJNR/L-2020K18	●	●	20	20	125	44	25	VN 1004	SMD-322	LV-3	VN18	C500E	C-5	LW025/LW038
EVJNR/L-2525M18	●	●	25	25	168	44	32	VN 1004	SMD-322	LV-3	VN18	C500E	C-5	LW025/LW038
EVJNR/L-3232P18	●	●	32	32	178	47	40	VN 1004	SMD-322	LV-3	VN18	C500E	C-5	LW025/LW038








ДРЖАЧИ ЗА НАДВОРЕШНА ОБРАБОТКА ЕДЈН



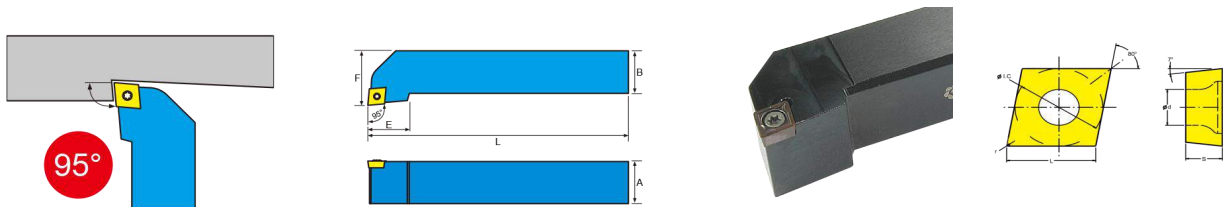
Model No	Stock		Dimension(mm)					Insert	Shim	Screw of shim	Clamp	Screw	Clasp	Wrench
	R	L	A	B	L	E	F							
EDJNR/L-2020K11	●	●	20	20	135	36	26	DN 1104	SMD-363	LT-3	DN11	C500E	C-5	LW025/LW038
EDJNR/L-2525M11	●	●	25	25	158	36	32	DN 1104	SMD-363	LT-3	DN11	C500E	C-5	LW025/LW038
EDJNR/L-2020K15	●	●	20	20	125	44	25	DN 1504	SMD-463	LD-1	DN15	C500	C-6	LW025/LW040
EDJNR/L-2525M15	●	●	25	25	158	44	32	DN 1504	SMD-463	LD-1	DN15	C500	C-6	LW025/LW040
EDJNR/L-3232P15	●	●	32	32	178	44	40	DN 1504	SMD-463	LD-1	DN15	C500	C-6	LW025/LW040
EDJNR/L-2020K15A	●	●	20	20	125	44	25	DN 1508	SMD-466	LV-4	DN15	C500	C-6	LW025/LW040
EDJNR/L-2525M15A	●	●	25	25	158	44	32	DN 1508	SMD-466	LV-4	DN15	C500	C-6	LW025/LW040
EDJNR/L-3232P15A	●	●	32	32	178	44	40	DN 1508	SMD-466	LV-4	DN15	C500	C-6	LW025/LW040

ДРЖАЧИ ЗА НАДВОРЕШНА ОБРАБОТКА ЕВВНН



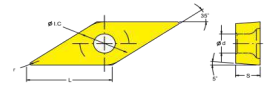

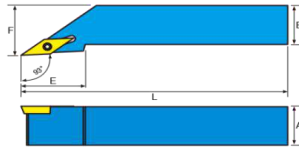
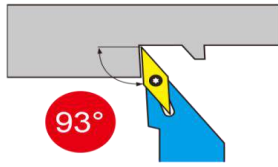
Model No	Stock		Dimension(mm)					Insert	Shim	Screw of shim	Clamp	Screw	Clasp	Wrench
	R	L	A	B	L	E	F							
EVVNN-2020K16	●	●	20	20	125	48	10	VN 1604	SMV-322	LT-3	VN16	CS60E	C-5	LW025/LW030
EVVNN-2525M16	●	●	25	25	150	48	12.5	VN 1604	SMV-322	LW-3	VN16	CS60E	C-5	LW025/LW030
EVVNN-3232P16	●	●	32	32	170	48	16	VN 1604	SMV-322	LW-3	VN16	CS60E	C-5	LW025/LW030



ДРЖАЧИ ЗА НАДВОРЕШНА ОБРАБОТКА СЦЦЦ



Model No	Stock		Dimension(mm)					Insert	Screw	Wrench
	R	L	A	B	L	E	F			
SCLCRL-0808K09	●	●	8	8	125	8	10	CC 0882	CS25	T-8
SCLCRL-1010K08	●	●	10	10	125	10	12	CC 0882	CS25	T-8
SCLCRL-1212K09	●	●	12	12	125	16	16	CC 09T3	CS35	T-15
SCLCRL-1616K09	●	●	16	16	125	16	20	CC 08T3	CS35	T-15
SCLCRL-2020K09	●	●	20	20	125	22	25	CC 09T3	CS35	T-15
SCLCRL-2525M09	●	●	25	25	150	22	32	CC 08T3	CS35	T-15
SCLCRL-3030K12	●	●	30	30	125	30	25	CC 12B4	CS45	T-15
SCLCRL-3535M12	●	●	35	35	150	32	32	CC 12B4	CS45	T-15

ДРЖАЧИ ЗА НАДВОРЕШНА ОБРАБОТКА СВЈБР



Model No	Stock		Dimension(mm)					Insert	Screw	Wrench
	R	L	A	B	L	E	F			
SVJBR/L-1010K11	●	●	10	10	125	18	12	VB 1103	CS25	T-8
SVJBR/L-1212K11	●	●	12	12	125	18	16	VB 1103	CS25	T-8
SVJBR/L-1616K11	●	●	16	16	125	20	20	VB 1103	CS25	T-8
SVJBR/L-2020K11	●	●	20	20	125	22	25	VB 1103	CS25	T-8
SVJBR/L-2525M11	●	●	25	25	150	30	32	VB 1103	CS25	T-8
SVJBR/L-1616K16	●	●	16	16	125	30	20	VB 1604	CS35	T-15
SVJBR/L-2020K16	●	●	20	20	125	39	25	VB 1604	CS35	T-15
SVJBR/L-2525M16	●	●	25	25	150	42	32	VB 1604	CS35	T-15